



# A-Shape LED

## 16.6A21/LED/927/P/E26/ND 6/1FB T20

Philips A-shape Dimmable LED lamps are the smart LED alternative to standard incandescents. The unique lamp design provides omi-directional light with excellent dimming performance.

### Product data

| General Information    |                                    |
|------------------------|------------------------------------|
| Base                   | E26 [ Single Contact Medium Screw] |
| EU RoHS compliant      | Yes                                |
| Nominal Lifetime (Nom) | 11000 h                            |
| Switching Cycle        | 50000X                             |
| Technical Type         | 16.6-100W                          |

| Light Technical                       |                 |
|---------------------------------------|-----------------|
| Color Code                            | 927             |
| Beam Angle (Nom)                      | 210 °           |
| Initial lumen (Nom)                   | 1500 lm         |
| Color Designation                     | Warm White (WW) |
| Correlated Color Temperature (Nom)    | 2700 K          |
| Luminous Efficacy (rated) (Nom)       | 90.00 lm/W      |
| Color Consistency                     | <4              |
| Color Rendering Index (Nom)           | 90              |
| LLMF At End Of Nominal Lifetime (Nom) | 70 %            |

| Operating and Electrical |        |
|--------------------------|--------|
| Input Frequency          | 60 Hz  |
| Power (Rated) (Nom)      | 16.6 W |
| Lamp Current (Nom)       | 145 mA |
| Wattage Equivalent       | 100 W  |
| Starting Time (Nom)      | 0.5 s  |

|                                 |       |
|---------------------------------|-------|
| Warm Up Time to 60% Light (Nom) | 0.5 s |
| Power Factor (Nom)              | 0.7   |
| Voltage (Nom)                   | 120 V |

| Temperature          |        |
|----------------------|--------|
| T-Case Maximum (Nom) | 100 °C |

| Controls and Dimming |    |
|----------------------|----|
| Dimmable             | No |

| Mechanical and Housing |         |
|------------------------|---------|
| Bulb Finish            | Frosted |

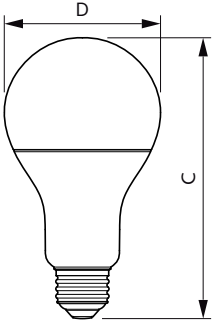
| Approval and Application      |                |
|-------------------------------|----------------|
| Energy Efficiency Label (EEL) | Not applicable |
| Energy Consumption kWh/1000 h | - kWh          |

| Product Data                    |                                    |
|---------------------------------|------------------------------------|
| Order product name              | 16.6A21/LED/927/P/E26/ND 6/1FB T20 |
| EAN/UPC - Product               | 046677554460                       |
| Order code                      | 554469                             |
| Numerator - Quantity Per Pack   | 1                                  |
| Numerator - Packs per outer box | 6                                  |
| Material Nr. (12NC)             | 929002227604                       |

# A-Shape LED

Net Weight (Piece) 0.174 kg

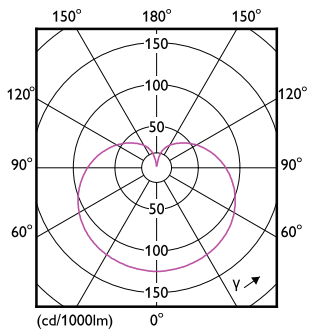
## Dimensional drawing



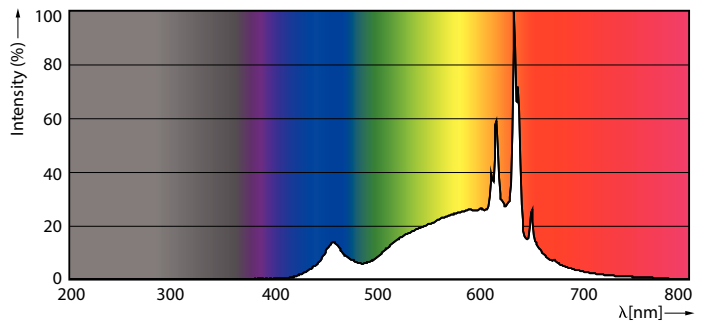
A21 120V 16.6-100W 1500lm 2700K E26 D

| Product                            | D       | C        |
|------------------------------------|---------|----------|
| 16.6A21/LED/927/P/E26/ND 6/1FB T20 | 77.5 mm | 139.5 mm |


## Photometric data



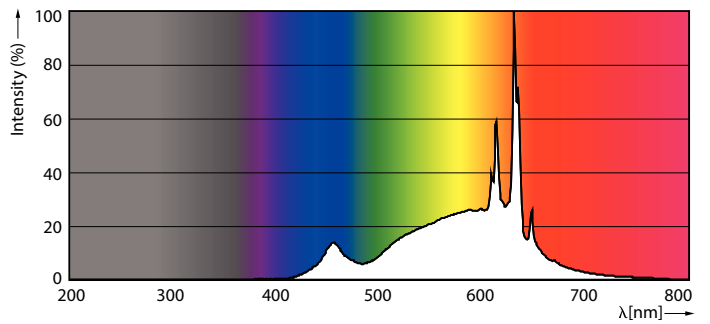
Bulb A19 120V 8 8-60W 800lm 2700K E26 D



A21 120V 16 6-100W 1500lm 2700K E26 D



General Illumination (1) Page 1 of 11



A21 120V 16 6-100W 1500lm 2700K E26 D

A21\_120V\_16.6-100W\_1500lm\_2700K\_E26\_D

# A-Shape LED

## Lifetime



Bulb A19 120V 8 8-60W 800lm 2700K E26 D

Bulb A19 120V 8 8-60W 800lm 2700K E26 D

