



LED Highbay

38HB/LED/850/ND FB 6/1

Philips LED high bay lamps are a direct replacement for 250W to 400W metal halide lamps which will deliver substantial energy savings. Available in both plug-and-play (UL Type A) and MainsFit (UL Type B) options, Philips LED HighBays delivers bright, clean light for a fraction of the energy used by conventional HID.

Product data

General Information	
Base	E26 [Single Contact Medium Screw]
EU RoHS compliant	Yes
Nominal Lifetime (Nom)	25000 h
Switching Cycle	50000X
Technical Type	38-85W
Light Technical	
Color Code	850 [CCT of 5000K]
Beam Angle (Nom)	200 °
Initial lumen (Nom)	3800 lm
Color Designation	Daylight
Correlated Color Temperature (Nom)	5000 K
Luminous Efficacy (rated) (Nom)	100.00 lm/W
Color Consistency	<6
Color Rendering Index (Nom)	80
LLMF At End Of Nominal Lifetime (Nom)	70 %
Operating and Electrical	
Input Frequency	50 to 60 Hz
Power (Rated) (Nom)	38 W
Lamp Current (Nom)	320 mA
Wattage Equivalent	85 W

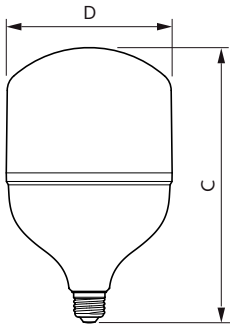
Starting Time (Nom)	0.5 s
Warm Up Time to 60% Light (Nom)	0.5 s
UL Type	Type B - bypass the ballast
Power Factor (Nom)	0.92
Voltage (Nom)	120 V
Temperature	
T-Case Maximum (Nom)	90 °C
Controls and Dimming	
Dimmable	No
Mechanical and Housing	
Bulb Finish	Frosted
Approval and Application	
Energy Efficiency Label (EEL)	Not applicable
Energy Consumption kWh/1000 h	- kWh
Product Data	
Order product name	38HB/LED/850/ND FB 6/1
EAN/UPC - Product	046677541965
Order code	541960

LED Highbay

Numerator - Quantity Per Pack	1
Numerator - Packs per outer box	6
Material Nr. (12NC)	929001990104

Net Weight (Piece)	0.247 kg
--------------------	----------

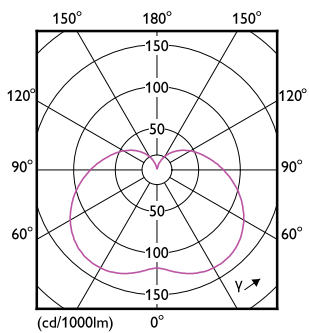
Dimensional drawing



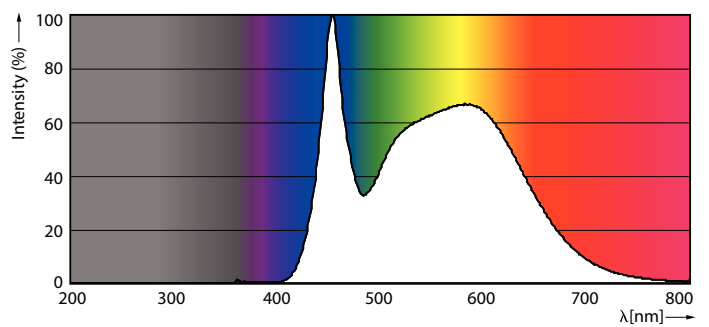
Bulb 120-240V 37-W 3600lm 5000K E26 ND

Product	D	C
38HB/LED/850/ND FB 6/1	138 mm	238 mm

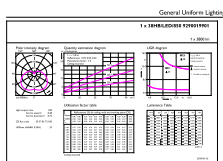
Photometric data



LEDTrueForce E26 120-240V 38HB



LEDTrueForce E26 120-240V 38HB 850 37W

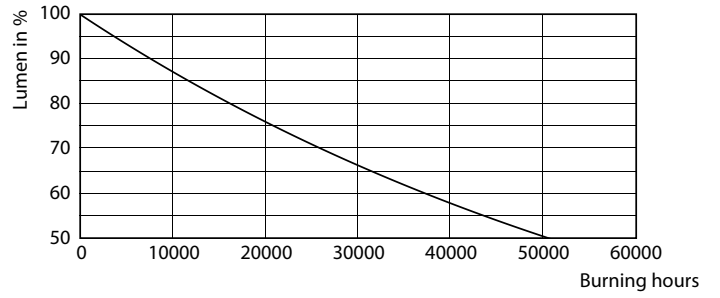
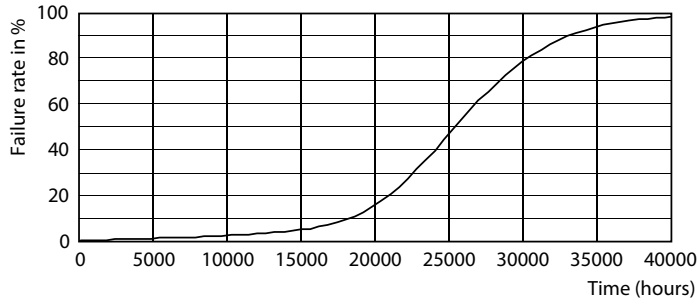


© 2020 Philips Lighting B.V. Page 11

LEDTrueForce E26 120-240V 38HB 850 37W

LED Highbay

Lifetime



LEDTrueForce E26 120-240V

LEDTrueForce E26 120-240V

