



MasterColor CDM-R Elite

MASTERColor CDM-R Elite 35W/930 E26/24 PAR30L 30D

The Elite family is at the very top of the MasterColor CDM range, and gives a unique combination of unbeatable light quality and consistent performance over lifetime, while keeping running costs low. MasterColor metal halide lamps deliver consistent white light and higher color rendering than any standard metal halide source for architectural lighting. MasterColor CDM Elite PAR30L lamps deliver similar performance as the MasterColor Elite family lamps in the familiar PAR30L shape.

Warnings and Safety

- R "WARNING: These lamps can cause serious skin burn and eye inflammation from short wave ultraviolet radiation if outer envelope of the lamp is broken or punctured. Do not use where people will remain for more than a few minutes unless adequate shielding or other safety precautions are used. Certain lamps that will automatically extinguish when the outer envelope is broken or punctured are commercially available." This lamp complies with FDA radiation performance standard 21 CFR subchapter J. (USA: 21 CFR 1040.30 Canada: SOR/DORS/80-381)
- Lamp contains mercury. Manage in Accord with Disposal Laws. See: www.lamprecycle.org or 1-800-555-0050

Product data

General Information	
Base	E26 [Single Contact Medium Screw]
Operating Position	Universal [Universal]
Life to 5% Failures (Nom)	9000 h
Life To 10% Failures (Nom)	10000 h
Life to 20% Failures (Nom)	12000 h
Life to 50% Failures (Nom)	15000 h
ANSI Code HID	C130/O
Switching Cycle	1350X

Light Technical	
Color Code	930 [CCT of 3000K]
Beam Angle (Nom)	30 °
Beam Angle Technical (Nom)	30 °
Luminous Intensity (Nom)	8000 cd
Beam Description	Flood [Flood]
Color Designation	Warm White (WW)
Lumen Maintenance 12000 h (Nom)	82 %
Lumen Maintenance 2000 h (Nom)	94 %
Lumen Maintenance 4000 h (Nom)	90 %

MasterColor CDM-R Elite

Design Mean Lumens	2300 lm
Chromaticity Coordinate X (Nom)	0.437
Chromaticity Coordinate Y (Nom)	0.400
Correlated Color Temperature (Nom)	3000 K
Luminous Efficacy (rated) (Nom)	69 lm/W
Color Rendering Index (Min)	88
Color Rendering Index (Nom)	91
LLMF At End Of Nominal Lifetime (Nom)	80 %
Luminous Flux in 90° Cone (Rated)	2400 lm

Operating and Electrical

Power (Rated) (Nom)	39 W
Ignition Supply Voltage (Min)	198 V
Re-Ignition Time (Min) (Max)	15 min
Warm Up Time to 60% Light (Nom)	120 s
Ignition Time (Max)	30 s
Voltage (Max)	96 V
Voltage (Min)	80 V
Voltage (Nom)	88 V

Controls and Dimming

Dimmable	No
Run-Up Time 90% (Max)	3 min

Mechanical and Housing

Bulb Finish	Clear
-------------	-------

Approval and Application

Energy Efficiency Label (EEL)	Not applicable
Mercury (Hg) Content (Nom)	4.7 mg
Energy Consumption kWh/1000 h	43 kWh

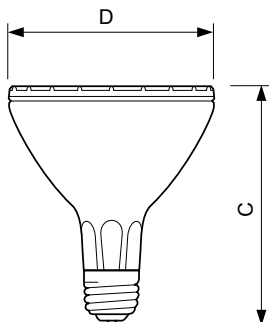
Luminaire Design Requirements

Bulb Temperature (Max)	300 °C
Cap-Base Temperature (Max)	200 °C

Product Data

Order product name	MASTERColor CDM-R Elite 35W/930 E26 PAR30L 30D
EAN/UPC - Product	046677426484
Order code	426486
Numerator - Quantity Per Pack	1
Numerator - Packs per outer box	6
Material Nr. (12NC)	928108400615
Net Weight (Piece)	0.220 kg
ILCOS Code	MRS/UB-35/30/1A-H-E26

Dimensional drawing

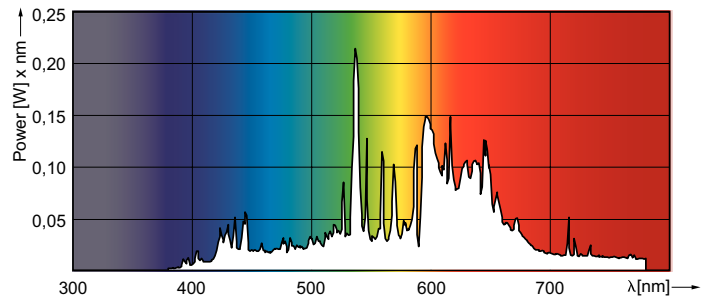
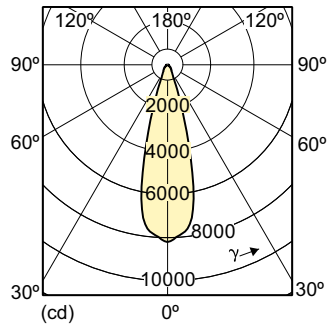


CDM-R Elite 35W/930 E26 PAR30L 30D

Product	D (max)	C (max)
MASTERColor CDM-R Elite 35W/930 E26 PAR30L 30D	97 mm	123 mm

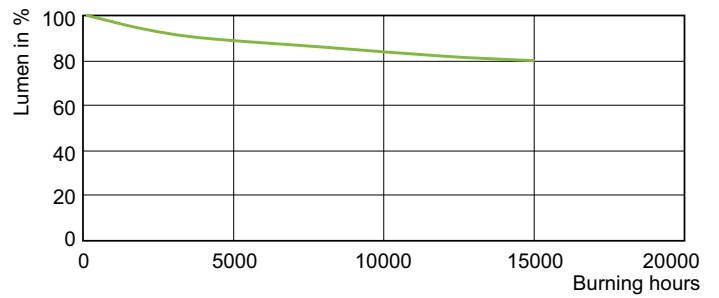
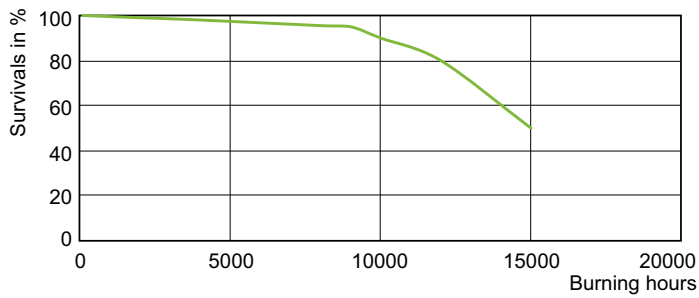
MasterColor CDM-R Elite

Photometric data



LDLD_CDM-R-E_0001-Light distribution diagram

Lifetime



LDLE_CDM-R-E_930_PAR30L-Life expectancy diagram

