



Simply irresistible. Superior light quality from start to finish

MasterColor CDM-T T6

MasterColor CDM lamp gives a unique combination of unbeatable light quality and consistent performance over lifetime while keeping running costs low. The Philips MasterColor Tubular Single-Ended T6 lamp is a compact, energy efficient, ceramic metal halide lamp that provides crisp, sparkling light.

Benefits

- Energy-efficient alternative to incandescent/halogen.
- Improved lumen maintenance over standard metal halide.
- A compact solution for retail displays.

Features

- Universal burning position.
- 81-85 CRI (color rendering index)
- Color stability over life within $\pm 200\text{K}$.
- Lamp to lamp color consistency over life.
- Lamps feature FadeBlock, an integrated UV blocking medium for reduced fading of fabrics and paintings.
- 22W, 39W, 70W and 150W versions.

Application

- Ideal for retail display lighting, general and indirect lighting, wall washing and fiberoptic systems.

MasterColor CDM-T T6

Warnings and Safety

- R "WARNING: These lamps can cause serious skin burn and eye inflammation from short wave ultraviolet radiation if outer envelope of the lamp is broken or punctured. Do not use where people will remain for more than a few minutes unless adequate shielding or other safety precautions are used. Certain lamps that will automatically extinguish when the outer envelope is broken or punctured are commercially available." This lamp complies with FDA radiation performance standard 21 CFR subchapter J. (USA:21 CFR 1040.30 Canada: SOR/DORS/80-381)
- Lamp contains mercury. Manage in Accord with Disposal Laws. See: www.lamprecycle.org or 1-800-555-0050

Versions



CDM-T 70W, /830, /942 G12

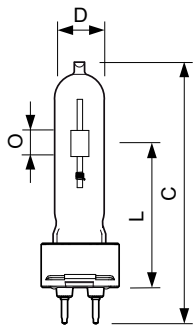


CDM-T 35W /830, /842 G12



CDM-T, 150W, G12

Dimensional drawing



Product	D (max)	D	O	L (min)	L (max)	L	C (max)
CDM150/T6/942 12PK	20 mm	0.75 in	8 mm	55 mm	57 mm	56 mm	110 mm
MasterColor CDM-T 35W/830 G12 T6 CL	20 mm	0.75 in	5 mm	55 mm	57 mm	56 mm	103 mm
CDM150/T6/830 12PK	20 mm	0.75 in	9 mm	55 mm	57 mm	56 mm	110 mm
MasterColor CDM-T 70W/942 G12 T6 CL	20 mm	0.75 in	6 mm	55 mm	57 mm	56 mm	103 mm
MasterColor CDM-T 70W/830 G12 T6 CL	20 mm	0.75 in	7 mm	55 mm	57 mm	56 mm	103 mm

MasterColor CDM-T T6

Controls and Dimming

Dimmable	No
----------	----

Operating and Electrical

Re-ignition Time (Min) (Max)	15 min
------------------------------	--------

General Information

Cap-Base	G12
Life To 10% Failures (Nom)	10000 h
Life To 20% Failures (Nom)	11000 h
Life To 50% Failures (Nom)	12000 h
Life To 5% Failures (Nom)	9000 h
Operating Position	Universal

Mechanical and Housing

Bulb Finish	Clear
Bulb Shape	T6

Approval and Application

Order Code	Full Product Name	Energy Consumption kWh/1000 h	Energy	
			Efficiency Label (EEL)	Mercury (Hg) Content (Nom)
223370	MasterColor CDM-T 70W/830 G12 T6 CL	80 kWh	A	4.6 mg
281378	MasterColor CDM-T 70W/942 G12 T6 CL	80 kWh	A	6.1 mg
223289	MasterColor CDM-T 35W/830 G12 T6 CL	43 kWh	A	3.1 mg
232728	CDM150/T6/830 12PK	162 kWh	A+	14.3 mg
373696	CDM150/T6/942 12PK	162 kWh	A	10.4 mg

Operating and Electrical (1/2)

Order Code	Full Product Name	Lamp			
		Current (EM) (Nom)	Voltage (Max)	Voltage (Min)	Voltage (Nom)
223370	MasterColor CDM-T 70W/830 G12 T6 CL	0.98 A	96 V	80 V	88 V
281378	MasterColor CDM-T 70W/942 G12 T6 CL	0.98 A	96 V	80 V	88 V

Order Code	Full Product Name	Lamp			
		Current (EM) (Nom)	Voltage (Max)	Voltage (Min)	Voltage (Nom)
223289	MasterColor CDM-T 35W/830 G12 T6 CL	0.53 A	90 V	76 V	82 V
232728	CDM150/T6/830 12PK	1.8 A	106 V	86 V	96 V
373696	CDM150/T6/942 12PK	1.9 A	98 V	82 V	90 V

Operating and Electrical (2/2)

Order Code	Full Product Name	Power (Rated) (Nom)
223370	MasterColor CDM-T 70W/830 G12 T6 CL	73.2 W
281378	MasterColor CDM-T 70W/942 G12 T6 CL	73.2 W
223289	MasterColor CDM-T 35W/830 G12 T6 CL	39.1 W

Order Code	Full Product Name	Power (Rated) (Nom)
232728	CDM150/T6/830 12PK	150.1 W
373696	CDM150/T6/942 12PK	150.1 W

Luminaire Design Requirements

Order Code	Full Product Name	Bulb Temperature (Max)
223370	MasterColor CDM-T 70W/830 G12 T6 CL	500 °C
281378	MasterColor CDM-T 70W/942 G12 T6 CL	500 °C
223289	MasterColor CDM-T 35W/830 G12 T6 CL	500 °C

Order Code	Full Product Name	Bulb Temperature (Max)
232728	CDM150/T6/830 12PK	650 °C
373696	CDM150/T6/942 12PK	650 °C

Light Technical (1/3)

Order Code	Full Product Name	Chromaticity	Chromaticity	Color	
		Coordinate X (Nom)	Coordinate Y (Nom)	Code	Designation
223370	MasterColor CDM-T 70W/830 G12 T6 CL	0.432	0.395	830	Warm White (WW)
281378	MasterColor CDM-T 70W/942 G12 T6 CL	0.377	0.376	942	Cool White (CW)

Order Code	Full Product Name	Chromaticity	Chromaticity	Color	
		Coordinate X (Nom)	Coordinate Y (Nom)	Code	Designation
223289	MasterColor CDM-T 35W/830 G12 T6 CL	0.428	0.397	830	Warm White (WW)
232728	CDM150/T6/830 12PK	0.436	0.396	830	Warm White (WW)

MasterColor CDM-T T6

Order Code	Full Product Name	Chromaticity	Chromaticity	Color Code	Color Designation
		Coordinate X (Nom)	Coordinate Y (Nom)		
373696	CDM150/T6/942 12PK	0.375	0.363	942	Cool White (CW)

Light Technical (2/3)

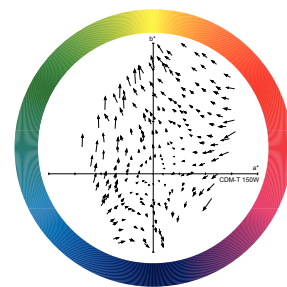
Order Code	Full Product Name	Correlated Color Temperature (Nom)	Color Rendering Index (Nom)	Lumen Maintenance 10000 h (Nom)	Lumen Maintenance 2000 h (Min)	Lumen Maintenance 2000 h (Nom)	Lumen Maintenance 5000 h (Min)	Lumen Maintenance 5000 h (Nom)	Luminous Efficacy (rated) (Nom)	Luminous Flux (Rated) (Min)
		223370	MasterColor CDM-T 70W/830 G12 T6 CL	3000 K	84	70 %	75 %	85 %	70 %	80 %
281378	MasterColor CDM-T 70W/942 G12 T6 CL	4200 K	92	65 %	75 %	85 %	65 %	75 %	85 lm/W	-
223289	MasterColor CDM-T 35W/830 G12 T6 CL	3000 K	83	50 %	70 %	80 %	60 %	70 %	79 lm/W	-
232728	CDM150/T6/830 12PK	3000 K	88	60 %	65 %	75 %	60 %	70 %	88 lm/W	11700 lm
373696	CDM150/T6/942 12PK	4200 K	96	70 %	75 %	85 %	70 %	80 %	82 lm/W	10900 lm

Light Technical (3/3)

Order Code	Full Product Name	Luminous Flux (Rated) (Nom)
223370	MasterColor CDM-T 70W/830 G12 T6 CL	6200 lm
281378	MasterColor CDM-T 70W/942 G12 T6 CL	6200 lm
223289	MasterColor CDM-T 35W/830 G12 T6 CL	3100 lm

Order Code	Full Product Name	Luminous Flux (Rated) (Nom)
232728	CDM150/T6/830 12PK	13000 lm
373696	CDM150/T6/942 12PK	12100 lm

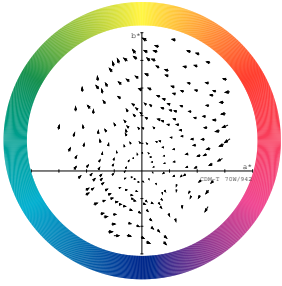
Color Rendering Diagrams



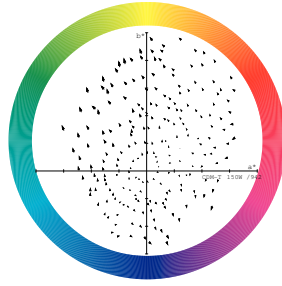
LDCR_CDM-T_150W_830-Colour rendering diagram

MasterColor CDM-T T6

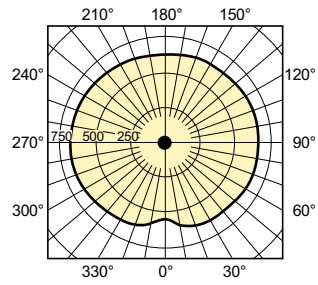
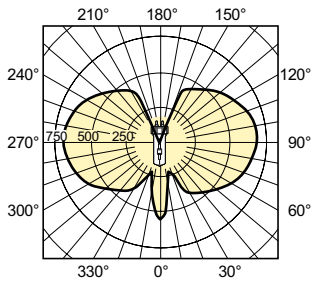
Color Rendering Diagrams


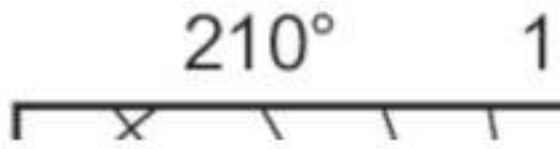


LDCR_CDM-T_70W_942-Colour rendering diagram



LDCR_CDM-T_150W_942-Colour rendering diagram





MasterColor CDM-T T6

