



LED BR40

13.3BR40/PER/927/P/E26/DIM 6/1CT T20

Philips BR40 LED lamps are the smart alternative to standard incandescent. The traditional lamp design can provide excellent dimming performance with spectacular energy savings. They provide the beautiful light and dependable performance you expect from LED at an economical price.

Product data

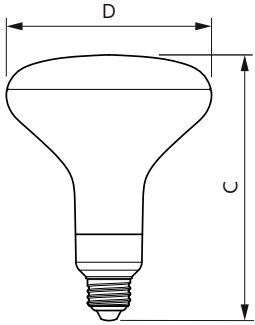
General Information	
Cap-Base	E26 [Single Contact Medium Screw]
Nominal lifetime	15,000 hour(s)
Switching Cycle	50,000
Lighting Technology	LED
EU RoHS compliant	Yes
Light Technical	
Color Code	927 [CCT of 2700K]
Beam Angle (Nom)	110 degree(s)
Luminous Flux	1,204 lumen
Color Designation	Warm White (WW)
Correlated Color Temperature (Nom)	2700 K
Luminous Efficacy (rated) (Nom)	90.00 lm/W
Color Consistency	<4
Color rendering index (CRI)	90
LLMF At End Of Nominal Lifetime (Nom)	70 %
Operating and Electrical	
Line Frequency	60 Hz
Input Frequency	60 Hz
Power Consumption	13.3 W
Lamp Current (Nom)	135 mA

Wattage Equivalent	86 W
Starting Time (Nom)	0.5 s
Warm-up time to 60% light	0.5 s
Power Factor (Fraction)	0.7
Voltage (Nom)	120 V
Temperature	
T-Case Maximum (Nom)	194 °F
Controls and Dimming	
Dimmable	Only with specific dimmers
Mechanical and Housing	
Bulb Finish	Frosted
Bulb Shape	BR40
Product Data	
Order product name	13.3BR40/PER/927/P/E26/DIM 6/1CT T20
Order code	577858
Numerator - Quantity Per Pack	1
Numerator - Packs per outer box	6
Material Nr. (12NC)	929003477204
Full product name	13.3BR40/PER/927/P/E26/DIM 6/1CT T20

LED BR40


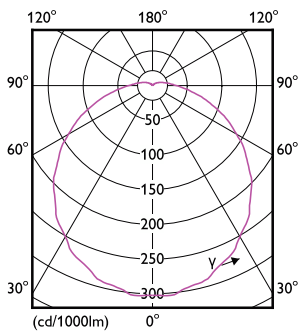
EAN/UPC - Case	50046677577853
EAN/UPC - Product/Case	046677577858

Dimensional drawing



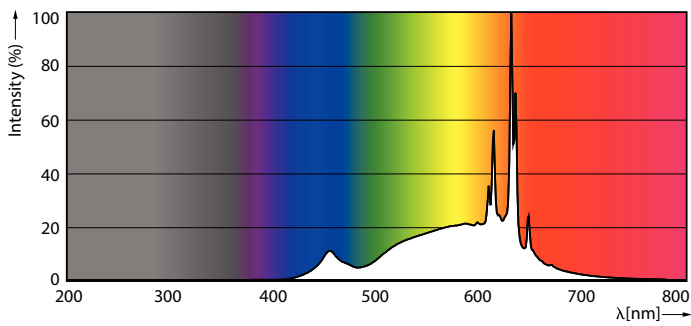
Product	D	C
13.3BR40/PER/927/P/E26/DIM 6/1CT T20	125 mm	162 mm

Photometric data



Light Distribution Diagram - 13.3BR40/PER/927/P/E26/DIM 6/1CT T20

General uniform lighting - 13.3BR40/PER/927/P/E26/DIM 6/1CT T20



Spectral Power Distribution Colour - 13.3BR40/PER/927/P/E26/DIM 6/1CT T20

LED BR40

Lifetime



Life Expectancy Diagram - 13.3BR40/PER/927/P/E26/DIM 6/1CT T20

Lumen Maintenance Diagram - 13.3BR40/PER/927/P/E26/DIM 6/1CT T20

