



LED PAR30 S/L

9.4PAR30S/COR/935/F25/DIM/120V/T20 6/1FB

Philips LED spots with a single optic beam, provide a clean beam that's free from shadows with beam angles from 15 and 40 degrees to suit every general lighting application.

Product data

| General information | |
|---------------------------------------|------------------------------------|
| Base | E26 [Single Contact Medium Screw] |
| EU RoHS compliant | Yes |
| Nominal Lifetime (Nom) | 25000 h |
| Switching Cycle | 50000X |
| Technical Type | LEDTECH-LOV |
| Light technical | |
| Color Code | 935 [CCT of 3500K] |
| Beam Angle (Nom) | 25 ° |
| Initial lumen (Nom) | 850 lm |
| Luminous Intensity (Nom) | 2910 cd |
| Color Designation | White (WH) |
| Correlated Color Temperature (Nom) | 3500 K |
| Luminous Efficacy (rated) (Nom) | 90.00 lm/W |
| Color Consistency | <4 |
| Color Rendering Index (Nom) | 90 |
| LLMF At End Of Nominal Lifetime (Nom) | 70 % |
| Operating and electrical | |
| Input Frequency | 50 to 60 Hz |
| Power (Rated) (Nom) | 9.4 W |
| Lamp Current (Nom) | 90 mA |
| Wattage Equivalent | 75 W |

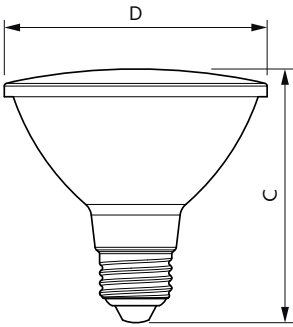
| Starting Time (Nom) | 0.5 s |
|---------------------------------|---|
| Warm Up Time to 60% Light (Nom) | 0.7 s |
| Power Factor (Nom) | 0.9 |
| Voltage (Nom) | 120 V |
| Temperature | |
| T-Case Maximum (Nom) | 167 °F |
| Controls and dimming | |
| Dimmable | Only with specific dimmers |
| Mechanical and housing | |
| Bulb Finish | Clear |
| Bulb Shape | PAR30S [PAR 3.75 inch/95mm Short] |
| Approval and application | |
| Suitable For Accent Lighting | Yes |
| Energy Certifications | Energy Star |
| Product data | |
| Order product name | 9.4PAR30S/COR/935/F25/DIM/120V/T20 6/1FB |
| EAN/UPC - Product | 046677577759 |
| Order code | 577759 |

LED PAR30 S/L

| | |
|---------------------------------|--------------|
| Numerator - Quantity Per Pack | 1 |
| Numerator - Packs per outer box | 6 |
| Material Nr. (12NC) | 929003466904 |

| | |
|-------------------------|----------|
| Copy Net Weight (Piece) | 0.225 lb |
|-------------------------|----------|

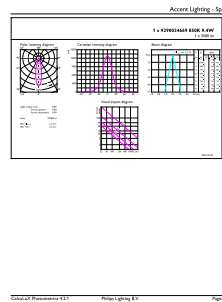
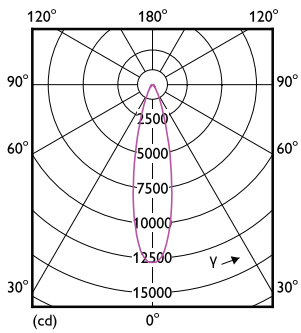
Dimensional drawing



9.4PAR30S/COR/935/F25/DIM/120V/T20 6/1FB

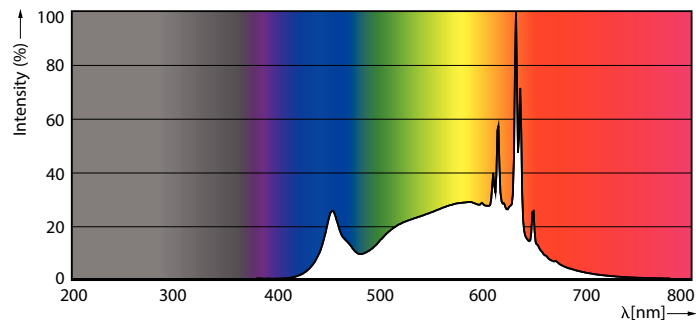
| Product | D | C |
|--|----------|----------|
| 9.4PAR30S/COR/935/F25/DIM/120V/T20 6/1FB | 3-3/4 in | 3-5/8 in |

Photometric data



Light Distribution Diagram

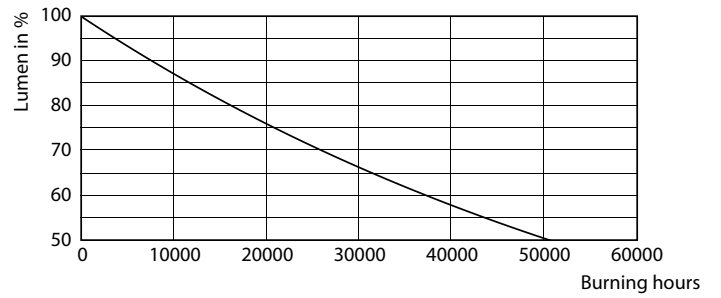
Accent Lighting Spots



Spectral Power Distribution Colour

LED PAR30 S/L

Lifetime



Life Expectancy Diagram

Lumen Maintenance Diagram

