



LED PAR38

14PAR38/COR/940/F25/DIM/120V/T20 6/1FB

Philips LED spots with a single optic beam, provide a clean beam that's free from shadows with beam angles from 15 and 40 degrees to suit every general lighting application.

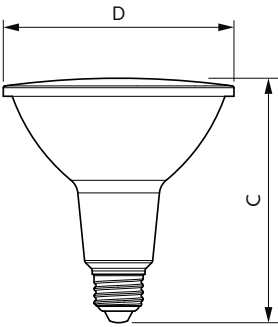
Product data

General information		Starting Time (Nom)		0.5 s
Base	E26 [Single Contact Medium Screw]	Warm Up Time to 60% Light (Nom)	0.6 s	
EU RoHS compliant	Yes	Power Factor (Nom)	0.9	
Nominal Lifetime (Nom)	25000 h	Voltage (Nom)	120 V	
Switching Cycle	50000	Temperature		
Tier	CorePro	T-Case Maximum (Nom)	167 °F	
Light technical		Controls and dimming		
Color Code	940 [CCT of 4000K]	Dimmable	Only with specific dimmers	
Beam Angle (Nom)	25 °	Mechanical and housing		
Initial lumen (Nom)	1300 lm	Bulb Finish	Clear	
Luminous Intensity (Nom)	5382 cd	Bulb Shape	PAR38 [PAR 4.75 inch/121mm]	
Color Designation	Cool White (CW)	Approval and application		
Correlated Color Temperature (Nom)	4000 K	Suitable For Accent Lighting	Yes	
Luminous Efficacy (rated) (Nom)	92.00 lm/W	Energy Certifications	Energy Star	
Color Consistency	<4	Product data		
Color Rendering Index (Nom)	90	Order product name	14PAR38/COR/940/F25/DIM/120V/T20 6/1FB	
LLMF At End Of Nominal Lifetime (Nom)	70 %	EAN/UPC - Product	046677577742	
Operating and electrical		Order code	577742	
Input Frequency	50 to 60 Hz	Numerator - Quantity Per Pack	1	
Power (Rated) (Nom)	14 W			
Lamp Current (Nom)	136 mA			
Wattage Equivalent	120 W			

LED PAR38

Numerator - Packs per outer box	6
Material Nr. (12NC)	929003466804
Net Weight (Piece)	0.344 lb

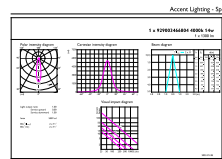
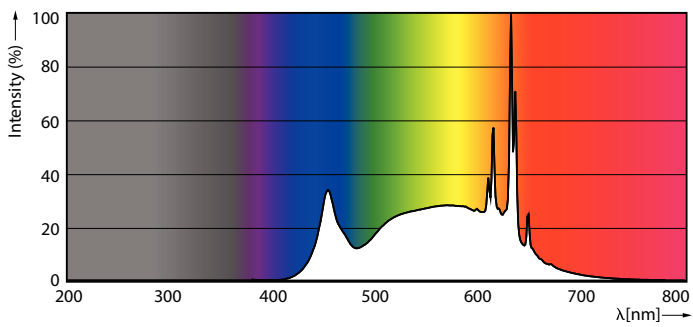
Dimensional drawing



14PAR38/COR/940/F25/DIM/120V/T20 6/1FB

Product	D	C
14PAR38/COR/940/F25/DIM/120V/T20 6/1FB	4-7/8 in	5-1/8 in

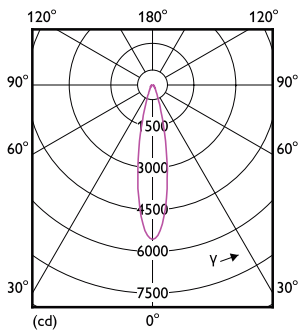
Photometric data



Accent Lighting Spots

Spectral Power Distribution Colour

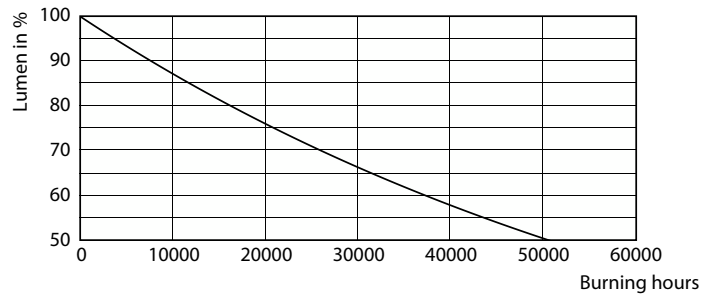
Accent Lighting Spots



Light Distribution Diagram

LED PAR38

Lifetime



Life Expectancy Diagram

Lumen Maintenance Diagram

