



# LED PAR38

## 14PAR38/COR/935/F25/DIM/120V/T20 6/1FB

Philips LED spots with a single optic beam, provide a clean beam that's free from shadows with beam angles from 15 and 40 degrees to suit every general lighting application.

### Product data

General information	
Base	E26 [ Single Contact Medium Screw]
EU RoHS compliant	Yes
Nominal Lifetime (Nom)	25000 h
Switching Cycle	50000X
Technical Type	LEDTECH-LOV

Light technical	
Color Code	935 [ CCT of 3500K]
Beam Angle (Nom)	25 °
Initial lumen (Nom)	1300 lm
Luminous Intensity (Nom)	5382 cd
Color Designation	White (WH)
Correlated Color Temperature (Nom)	3500 K
Luminous Efficacy (rated) (Nom)	92.00 lm/W
Color Consistency	<4
Color Rendering Index (Nom)	90
LLMF At End Of Nominal Lifetime (Nom)	70 %

Operating and electrical	
Input Frequency	50 to 60 Hz
Power (Rated) (Nom)	14 W
Lamp Current (Nom)	136 mA
Wattage Equivalent	120 W

Starting Time (Nom)	0.5 s
Warm Up Time to 60% Light (Nom)	0.5 s
Power Factor (Nom)	0.9
Voltage (Nom)	120 V

Temperature	
T-Case Maximum (Nom)	167 °F

Controls and dimming	
Dimmable	Only with specific dimmers

Mechanical and housing	
Bulb Finish	Clear
Bulb Shape	PAR38 [ PAR 4.75 inch/121mm]

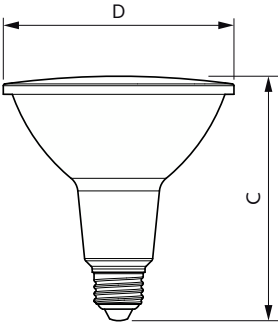
Approval and application	
Suitable For Accent Lighting	Yes
Energy Certifications	Energy Star

Product data	
Order product name	14PAR38/COR/935/F25/DIM/120V/T20 6/1FB
EAN/UPC - Product	046677577735
Order code	577734
Numerator - Quantity Per Pack	1

# LED PAR38

Numerator - Packs per outer box	6
Material Nr. (12NC)	929003466704
Copy Net Weight (Piece)	0.344 lb

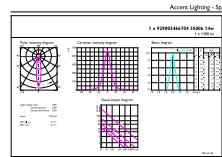
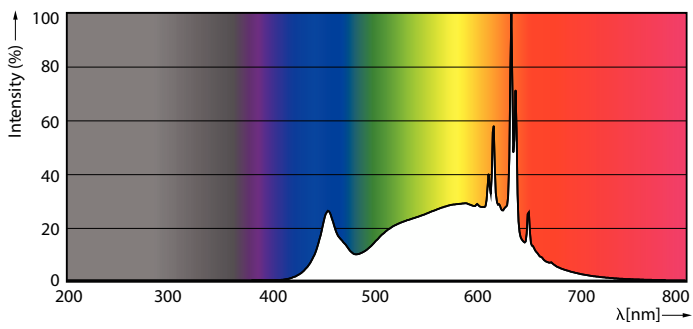
## Dimensional drawing



14PAR38/COR/935/F25/DIM/120V/T20 6/1FB

Product	D	C
14PAR38/COR/935/F25/DIM/120V/T20 6/1FB	4-7/8 in	5-1/8 in

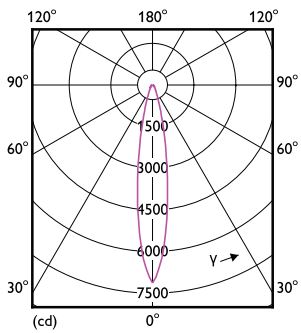
## Photometric data



Accent Lighting Spots

## Spectral Power Distribution Colour

## Accent Lighting Spots



## Light Distribution Diagram

# LED PAR38

## Lifetime



Life Expectancy Diagram

Lumen Maintenance Diagram

