



A-Shape LED

12.2A19/PER/940/P/E26/DIM 6/1FB T20

Philips A-shape LED lamps are the LED alternative to standard incandescents. It provides beautiful light and dependable performance you expect from LED at an affordable price.

Product data

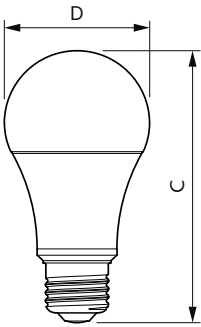
General Information		Warm-up time to 60% light	
Cap-Base	E26 [Single Contact Medium Screw]		0.5 s
Nominal lifetime	15,000 hour(s)	Power Factor (Fraction)	0.7
Switching Cycle	50,000	Voltage (Nom)	120 V
Lighting Technology	LED	Temperature	
Light Technical		T-Case Maximum (Nom)	185 °F
Color Code	940 [CCT of 4000K]	Controls and Dimming	
Beam Angle (Nom)	250 degree(s)	Dimmable	Yes
Luminous Flux	1,100 lumen	Mechanical and Housing	
Color Designation	Cool White (CW)	Bulb Finish	Frosted
Correlated Color Temperature (Nom)	4000 K	Bulb Material	Plastic
Luminous Efficacy (rated) (Nom)	90.00 lm/W	Bulb Shape	A19 [A 19mm]
Color Consistency	<4	Approval and Application	
Color rendering index (CRI)	90	Energy Consumption kWh/1000 h	- kWh
LLMF At End Of Nominal Lifetime (Nom)	70 %	Energy Certifications	Energy Star
Operating and Electrical		EU RoHS compliant	Yes
Line Frequency	60 Hz	Product Data	
Input Frequency	60 Hz	Order product name	12.2A19/PER/940/P/E26/DIM 6/1FB T20
Power Consumption	12.2 W	Order code	561050
Lamp Current (Nom)	100 mA	Numerator - Quantity Per Pack	1
Wattage Equivalent	75 W		
Starting Time (Nom)	0.5 s		

A-Shape LED

Numerator - Packs per outer box	6
Material number (12NC)	929002385404
Full product name	12.2A19/PER/940/P/E26/DIM 6/1FB T20


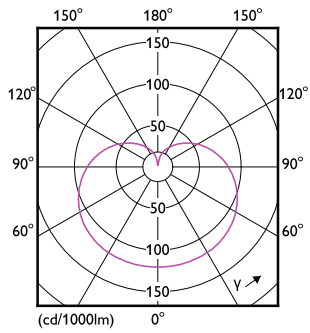
EAN/UPC - Case	50046677561050
----------------	----------------

Dimensional drawing



Product	D	C
12.2A19/PER/940/P/E26/DIM 6/1FB T20	60 mm	112 mm

Photometric data



Light Distribution Diagram - 12.2A19/PER/940/P/E26/DIM 6/1FB T20

Spectral Power Distribution Colour - 12.2A19/PER/940/P/E26/DIM 6/1FB T20

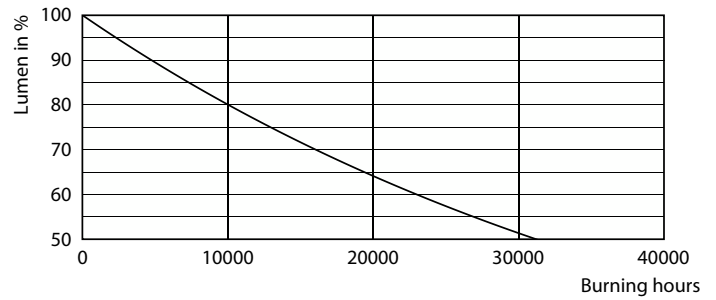
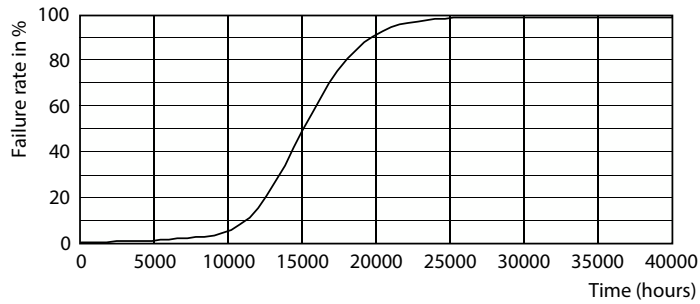
General Uniform Lighting

Beam Spread Angle	Beam Spread Angle	Beam Spread Angle
150°	180°	150°
120°	90°	120°
90°	60°	90°
60°	150°	60°
0°	0°	0°

Additional data tables and diagrams are included in the image, showing various lighting parameters and beam spread characteristics.

A-Shape LED

Lifetime



Life Expectancy Diagram - 12.2A19/PER/940/P/E26/DIM 6/1FB T20

Lumen Maintenance Diagram - 12.2A19/PER/940/P/E26/DIM 6/1FB T20

