



A-Shape LED

12.2A21/LED/950/P/E26/ND 4/2FB T20

Philips A-shape LED lamps are the LED alternative to standard incandescents. It provides beautiful light and dependable performance you expect from LED at an affordable price.

Product data

General Information	
Cap-Base	E26 [Single Contact Medium Screw]
Nominal lifetime	11,000 hour(s)
Switching Cycle	50,000
Rated Lifetime (Hours)	11,000 hour(s)
Lighting Technology	LED
EU RoHS compliant	Yes
Light Technical	
Color Code	950 [CCT of 5000K]
Beam Angle (Nom)	210 degree(s)
Luminous Flux	1,100 lm
Color Designation	Daylight
Correlated Color Temperature (Nom)	5000 K
Luminous Efficacy (rated) (Nom)	90.00 lm/W
Color Consistency	<4
Color rendering index (CRI)	90
LLMF At End Of Nominal Lifetime (Nom)	70 %
Operating and Electrical	
Line Frequency	60 Hz
Input Frequency	60 Hz
Power Consumption	12.2 W
Lamp Current (Nom)	145 mA

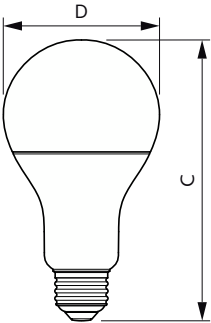
Wattage Equivalent	75 W
Starting Time (Nom)	0.5 s
Warm-up time to 60% light	0.5 s
Power Factor (Fraction)	0.7
Voltage (Nom)	120 V
Temperature	
T-Case Maximum (Nom)	212 °F
Controls and Dimming	
Dimmable	No
Mechanical and Housing	
Bulb Finish	Frosted
Bulb Material	Plastic
Bulb Shape	A21 [A 21mm]
Approval and Application	
Energy Consumption kWh/1000 h	- kWh
EyeComfort	Yes
Product Data	
Order product name	12.2A21/LED/950/P/E26/ND 4/2FB T20
Full product name	12.2A21/LED/950/P/E26/ND 4/2FB T20

A-Shape LED

Order code	554568
Material Nr. (12NC)	929002227533
Numerator - Quantity Per Pack	1
EAN/UPC - Product/Case	046677554569

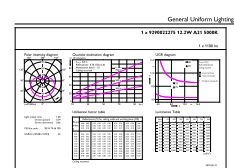

Numerator - Packs per outer box	4
EAN/UPC - Case	50046677554564

Dimensional drawing



Product	D	C
12.2A21/LED/950/P/E26/ND 4/2FB T20	3-1/16 inch	5-1/2 inch

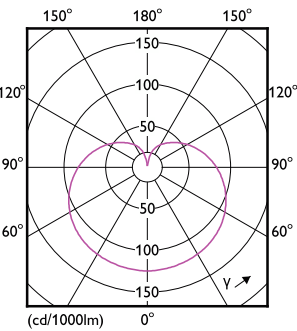
Photometric data



General uniform lighting - 12.2A21/LED/950/P/E26/ND 4/2FB T20

Spectral Power Distribution Colour - 12.2A21/LED/950/P/E26/ND 4/2FB T20

General uniform lighting - 12.2A21/LED/950/P/E26/ND 4/2FB T20



Light Distribution Diagram - 12.2A21/LED/950/P/E26/ND 4/2FB T20

A-Shape LED

Lifetime



Life Expectancy Diagram - 12.2A21/LED/950/P/E26/ND 4/2FB T20



Lumen Maintenance Diagram - 12.2A21/LED/950/P/E26/ND 4/2FB T20

