

# LED G16.5

## 2.7G16.5/PER/927-922/CL/G/E26/WGX 1FBT20

Philips G16.5 LED Lamps offer energy saving ambience with an elegant effect. Their unique design provides light in all directions, giving lighting designers a long life alternative to standard incandescent sources.

### Product data

General Information	
Cap-Base	E26 [Single Contact Medium Screw]
Nominal lifetime	15,000 hour(s)
Switching Cycle	20,000
Rated Lifetime (Hours)	15,000 hour(s)
Lighting Technology	LED

Light Technical	
Color Code	927-922 [CCT of 2700K-2200K]
Luminous Flux	250 lumen
Color Designation	Warm Glow(WG)
Correlated Color Temperature (Nom)	2700 2200 K
Luminous Efficacy (rated) (Nom)	92.00 lm/W
Color Consistency	<4
Color rendering index (CRI)	90
LLMF At End Of Nominal Lifetime (Nom)	70 %

Operating and Electrical	
Line Frequency	50 to 60 Hz
Input Frequency	50 to 60 Hz
Power Consumption	2.7 W
Lamp Current (Nom)	30 mA
Wattage Equivalent	25 W
Starting Time (Nom)	0.5 s

Warm-up time to 60% light	0.5 s
Power Factor (Fraction)	0.75
Voltage (Nom)	120 V

Temperature	
T-Case Maximum (Nom)	113 °F

Controls and Dimming	
Dimmable	Yes

Mechanical and Housing	
Bulb Finish	Clear
Bulb Material	Glass
Bulb Shape	G16.5 [G16.5]

Approval and Application	
Energy Consumption kWh/1000 h	- kWh
Energy Certifications	Energy Star
EU RoHS compliant	Yes

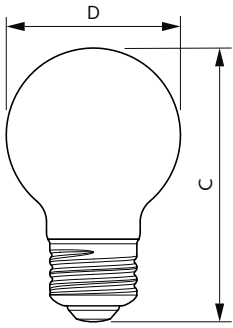
Product Data	
Order product name	2.7G16.5/PER/927-922/CL/G/E26/WGX 1FBT20
Order code	549253

# LED G16.5

Numerator - Quantity Per Pack	1
Numerator - Packs per outer box	10
Material number (12NC)	929002204804
Full product name	2.7G16.5/PER/927-922/CL/G/E26/WGX 1FBT20


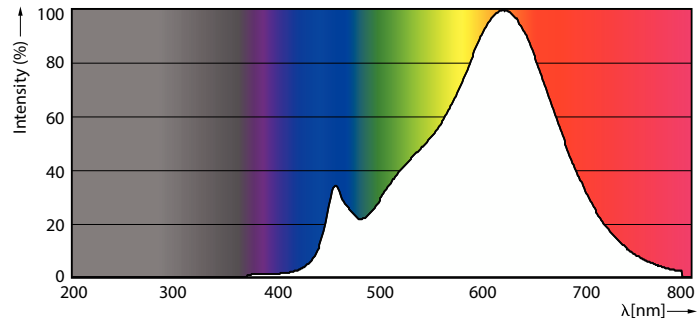
EAN/UPC - Case	50046677549256
----------------	----------------

## Dimensional drawing



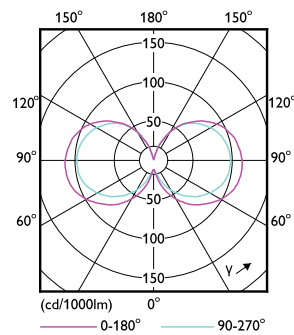
Product	D	C
2.7G16.5/PER/927-922/CL/G/E26/WGX 1FBT20	52 mm	84 mm

## Photometric data



© 2023 Philips Lighting B.V. All rights reserved. Page 1/1

## Spectral Power Distribution Colour



## Light Distribution Diagram - 2.7G16.5/PER/927-922/CL/G/E26/WGX 1FBT20

# LED G16.5

## Lifetime



Life Expectancy Diagram - 2.7G16.5/PER/927-922/CL/G/E26/WGX 1FBT20

Lumen Maintenance Diagram - 2.7G16.5/PER/927-922/CL/G/E26/WGX 1FBT20

