



LED A15

3A15/MOD/840/E26/CL/GL/DIM 4/1BC

Philips A15 LED Lamps offer energy saving ambience with an elegant effect. Their unique design provides light in all directions, giving lighting designers a long life alternative to standard incandescent sources.

Product data

General Information	
Cap-Base	E26 [Single Contact Medium Screw]
Nominal lifetime	15,000 hour(s)
Switching Cycle	20,000
Rated Lifetime (Hours)	15,000 hour(s)
Lighting Technology	LED
EU RoHS compliant	Yes

Light Technical	
Color Code	840 [CCT of 4000K]
Luminous Flux	100 lm
Color Designation	Cool White (CW)
Correlated Color Temperature (Nom)	4000 K
Luminous Efficacy (rated) (Nom)	33.00 lm/W
Color Consistency	<6
Color rendering index (CRI)	80
LLMF At End Of Nominal Lifetime (Nom)	70 %

Operating and Electrical	
Line Frequency	50 to 60 Hz
Input Frequency	50 to 60 Hz
Power Consumption	3 W
Lamp Current (Nom)	30 mA
Wattage Equivalent	15 W

Starting Time (Nom)	0.5 s
Warm-up time to 60% light	0.5 s
Power Factor (Fraction)	0.7
Voltage (Nom)	120 V

Temperature	
T-Case Maximum (Nom)	104 °F

Controls and Dimming	
Dimmable	Yes

Mechanical and Housing	
Bulb Shape	A15 [A 15mm]

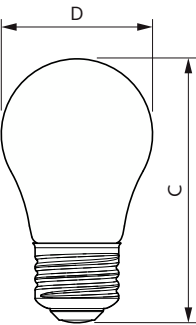
Approval and Application	
Energy Consumption kWh/1000 h	- kWh
EyeComfort	Yes

Product Data	
Order product name	3A15/MOD/840/E26/CL/GL/DIM 4/1BC
Full product name	3A15/MOD/840/E26/CL/GL/DIM 4/1BC
Order code	543165
Material Nr. (12NC)	929002001103
Numerator - Quantity Per Pack	1

LED A15

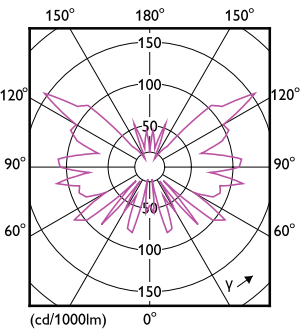
EAN/UPC - Product/Case	046677543167
Numerator - Packs per outer box	4
EAN/UPC - Case	50046677543162

Dimensional drawing




Product	D	C
3A15/MOD/840/E26/CL/GL/DIM 4/1BC	1-7/8 inch	3-5/16 inch


Photometric data



Light Distribution Diagram - 3A15/MOD/840/E26/CL/GL/DIM 4/1BC



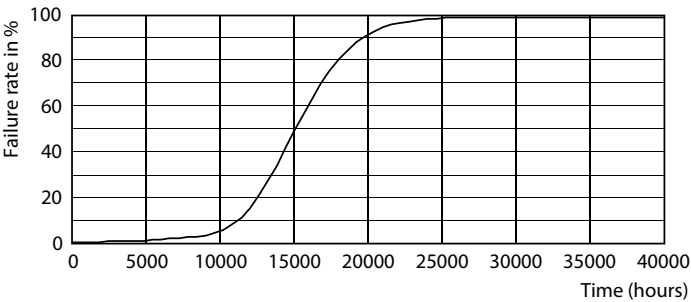
Spectral Power Distribution Colour - 3A15/MOD/840/E26/CL/GL/DIM 4/1BC



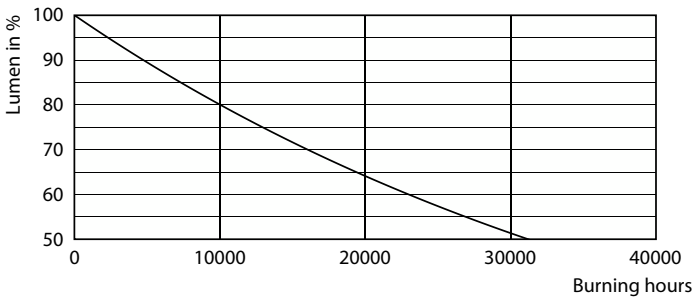
General uniform lighting - 3A15/MOD/840/E26/CL/GL/DIM 4/1BC

LED A15

Lifetime



Life Expectancy Diagram - 3A15/MOD/840/E26/CL/GL/DIM 4/1BC



Lumen Maintenance Diagram - 3A15/MOD/840/E26/CL/GL/DIM 4/1BC

