



Switch Start Metal Halide Protected

Switch Start Metal Halide Protected

An efficient, protected "O" rated lighting solution that is suitable for open-rated fixtures. Ideal for both indoor and outdoor applications.

Benefits

- Available in various bases and wattages.

Features

- Protective quartz shroud provides extra level of safety - shrouded arc tube for "O" open fixture rating.
- No shut-off required- Ideal for 24-hours a day, 7-days a week operations (relamp fixtures at or before the end of rated life)
- Extended eyelet mogul base will operate in both standard and exclusionary sockets.
- Satisfies the 2005 NEC for use in open luminaires†
- BT-56 base available in 1000 watts / ED-37 base available in 360 and 400 watts / ED 28 base available in 175 and 250 watts.
- * Relamp fixtures at or before end of rated average life. † The 2005 NEC states that luminaires that use a metal halide lamp shall be provided with either a containment barrier that encloses the lamp (historically referred to as an enclosed luminaire) or shall be provided with a means, typically a special lampholder, that will only accept ANSI Type-O metal halide lamp. (Exception—this requirement will not apply to open luminaires with thick-glass parabolic reflector PAR lamps.) For more information regarding use of Type-O, S, and E metal halide systems, please refer to the NEMA white paper on this subject that is freely available at www.nema.org

Application

- Ideal for manufacturing facilities, retail establishments and warehouses.

Switch Start Metal Halide Protected

Warnings and Safety

- R "WARNING: These lamps can cause serious skin burn and eye inflammation from short wave ultraviolet radiation if outer envelope of the lamp is broken or punctured. Do not use where people will remain for more than a few minutes unless adequate shielding or other safety precautions are used. Certain lamps that will automatically extinguish when the outer envelope is broken or punctured are commercially available." This lamp complies with FDA radiation performance standard 21 CFR subchapter J. (USA:21 CFR 1040.30 Canada: SOR/DORS/80-381)
- Lamp contains mercury.
- Manage in Accord with Disposal Laws.
- See: www.lamprecycle.org or 1-800-555-0050

Versions



100 W Single Contact Medium Screw



400 W Exclusionary Mogul Screw

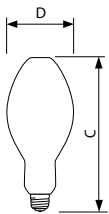
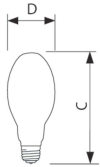


EX39, ED-28, Clear



EX39, BT-56, Clear

Dimensional drawing

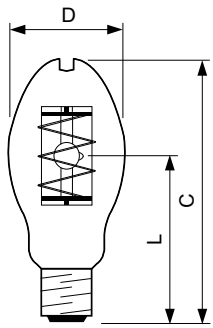
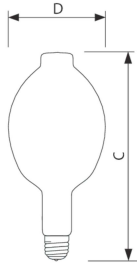


Product	D	C (max)
MP250/BU 12PK	3.5 in	8.313 in

Product	D	C (max)
MP360/BU/EW 6PK	4.625 in	11.5 in
MP400/BU 6 PK	4.625 in	11.5 in

Switch Start Metal Halide Protected

Dimensional drawing



Product	D	C (max)
MP1000/BU 6PK	7 in	15.375 in

Product	D (max)	L (min)	C (max)
MH 100W/640 E26 CL	2-1/4 in	3-5/16 in	5-7/16 in

Mechanical and housing

Bulb Finish Clear

Approval and application

Order Code	Full Product Name	Energy Consumption kWh/1000 h	Energy Saving Product	Mercury Content (Hg) (Nom)	Picogram Per Lumen Hour
460782	MH 100W/640 E26 CL 1CT/3	110 kWh	-	10.2 mg	-
133322	MP400/BU 6 PK	-	Not Applicable	57 mg	76.9 pg/lm.h
130674	MP360/BU/EW 6PK	-	Energy Saving	48 mg	116 pg/lm.h

Order Code	Full Product Name	Energy Consumption kWh/1000 h	Energy Saving Product	Mercury Content (Hg) (Nom)	Picogram Per Lumen Hour
281246	MP250/BU 12PK	-	Not Applicable	32 mg	-
281188	MP1000/BU 6PK	-	-	150 mg	173.7 pg/lm.h

Controls and dimming

Order Code	Full Product Name	Dimmable
460782	MH 100W/640 E26 CL 1CT/3	No
133322	MP400/BU 6 PK	-
130674	MP360/BU/EW 6PK	-

Order Code	Full Product Name	Dimmable
281246	MP250/BU 12PK	-
281188	MP1000/BU 6PK	-

Operating and electrical (1/2)

Switch Start Metal Halide Protected

Order Code	Full Product Name	Lamp Current (EM)		Voltage (Max)	Voltage (Min)	Voltage (Nom)	Power (Rated) (Max)	Power (Rated) (Min)
		Lamp Current (Nom)	(Nom)					
460782	MH 100W/640 E26 CL 1CT/3	-	1.1 A	110 V	90 V	100 V	- W	- W
133322	MP400/BU 6 PK	3.25 A	-	150 V	120 V	135 V	-	-
130674	MP360/BU/EW 6PK	3.25 A	-	130 V	110 V	120 V	-	-
281246	MP250/BU 12PK	2.1 A	-	148 V	118 V	133 V	-	-
281188	MP1000/BU 6PK	4.1 A	-	-	-	263 V	-	-

Operating and electrical (2/2)

Order Code	Full Product Name	Power (Nom)	Re-Ignition Time (Min) (Max)	Order Code	Full Product Name	Power (Nom)	Re-Ignition Time (Min) (Max)
460782	MH 100W/640 E26 CL 1CT/3	106 W	-	281246	MP250/BU 12PK	-	15 min
133322	MP400/BU 6 PK	-	15 min	281188	MP1000/BU 6PK	-	15 min
130674	MP360/BU/EW 6PK	-	15 min				

General information

Order Code	Full Product Name	Cap-Base	Life To 50% Failures (Nom)	Life To 5% Failures (Nom)	Main Application	Operating Position	System Description
460782	MH 100W/640 E26 CL 1CT/3	E26	15000 h	2000 h	-	Base Up	na
133322	MP400/BU 6 PK	EX39	20000 h	-	General Lighting (G)	Base Up +/- 15 D	-
130674	MP360/BU/EW 6PK	EX39	20000 h	-	General Lighting (G)	Universal	-
281246	MP250/BU 12PK	EX39	10000 h	-	General Lighting (G)	Base Up +/- 15 D	-
281188	MP1000/BU 6PK	EX39	12000 h	-	General Lighting (G)	Base Up +/- 15 D	-

Luminaire design requirements

Order Code	Full Product Name	Bulb Temperature (Max)	Order Code	Full Product Name	Bulb Temperature (Max)
460782	MH 100W/640 E26 CL 1CT/3	842 °F	281246	MP250/BU 12PK	752 °F
133322	MP400/BU 6 PK	752 °F	281188	MP1000/BU 6PK	806 °F
130674	MP360/BU/EW 6PK	752 °F			

Light technical (1/2)

Order Code	Full Product Name	Chromaticity	Chromaticity	Color Code	Color Designation	Correlated Color Temperature (Max)	Correlated Color Temperature (Min)	Correlated Color Temperature (Nom)
		Coordinate X (Nom)	Coordinate Y (Nom)					
460782	MH 100W/640 E26 CL 1CT/3	385	390	640	Cool White (CW)	-	-	4000 K
133322	MP400/BU 6 PK	385	390	640	Cool White (CW)	-	-	4000 K
130674	MP360/BU/EW 6PK	385	390	640	Cool White (CW)	-	-	4000 K
281246	MP250/BU 12PK	395	395	640	Cool White (CW)	-	-	3800 K
281188	MP1000/BU 6PK	405	390	635	White (WH)	- K	- K	3500 K

Light technical (2/2)

Order Code	Full Product Name	Color Rendering Index (Nom)	Lumen Maintenance 10000 h (Nom)	Lumen Maintenance 2000 h (Nom)	Lumen Maintenance 5000 h (Nom)	Luminous Efficacy (rated) (Min)	Luminous Efficacy (rated) (Nom)	Design Mean Lumens	Luminous Flux (Rated) (Min)	Luminous Flux (Rated) (Nom)
460782	MH 100W/640 E26 CL 1CT/3	65	55 %	70 %	62 %	-	85 lm/W	-	7200 lm	9000 lm
133322	MP400/BU 6 PK	65	-	-	-	-	100 lm/W	26600 lm	-	40000 lm

Switch Start Metal Halide Protected

Order Code	Full Product Name	Color Rendering Index (Nom)	Lumen Maintenance 10000 h (Nom)	Lumen Maintenance 2000 h (Nom)	Lumen Maintenance 5000 h (Nom)	Luminous Efficacy (rated) (Min)	Luminous Efficacy (rated) (Nom)	Design Mean Lumens	Luminous Flux (Rated) (Min)	Luminous Flux (Rated) (Nom)
130674	MP360/BU/EW 6PK	65	-	-	-	-	100 lm/W	23400 lm	-	36000 lm
281246	MP250/BU 12PK	62	-	-	-	77 lm/W	86 lm/W	16500 lm	19350 lm	21500 lm
281188	MP1000/BU 6PK	65	-	-	-	-	107 lm/W	69550 lm	-	107000 lm

Mechanical and housing

Order Code	Full Product Name	Bulb Material	Bulb Shape	Order Code	Full Product Name	Bulb Material	Bulb Shape
460782	MH 100W/640 E26 CL 1CT/3	-	ED17	281246	MP250/BU 12PK	Hard Glass	ED28
133322	MP400/BU 6 PK	Hard Glass	ED37	281188	MP1000/BU 6PK	Hard Glass	BT56
130674	MP360/BU/EW 6PK	Hard Glass	BT37				

