



Simply irresistible. Superior light quality from start to finish

MasterColor CDM-T T6 Elite

The Elite family is at the very top of the MasterColor CDM range, and gives a unique combination of unbeatable light quality and consistent performance over lifetime, while keeping running costs low. MasterColor metal halide lamps deliver consistent white light and higher color rendering than any standard metal halide source for architectural lighting.

Benefits

- Energy-efficient alternative to incandescent/halogen.
- Improved lumen maintenance over standard metal halide.
- Lamp to lamp color consistency over life.

Features

- Lamp to lamp color consistency over life.
- High lamp efficacy.
- Lamp to lamp color consistency over life.
- Lamps feature FadeBlock, an integrated UV blocking medium for reduced fading of fabrics and paintings.
- Available in 39W, 70W, 100W and 150W versions T6 shape.

Application

- Ideal for retail display lighting, general and indirect lighting, wall washing and fiberoptic systems

MasterColor CDM-T T6 Elite

Warnings and Safety

- R "WARNING: These lamps can cause serious skin burn and eye inflammation from short wave ultraviolet radiation if outer envelope of the lamp is broken or punctured. Do not use where people will remain for more than a few minutes unless adequate shielding or other safety precautions are used. Certain lamps that will automatically extinguish when the outer envelope is broken or punctured are commercially available." This lamp complies with FDA radiation performance standard 21 CFR subchapter J. (USA:21 CFR 1040.30 Canada: SOR/DORS/80-381)
- Lamp contains mercury. Manage in Accord with Disposal Laws. See: www.lamprecycle.org or 1-800-555-0050

Versions

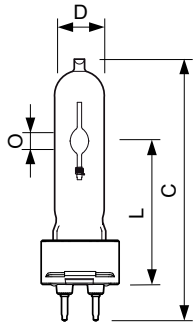


CDM-T Elite 35W /842, /930, /942 G12



CDM-T 70W G12

Dimensional drawing



Product	D (max)	O	L (min)	L (max)	L	C (max)
MASTERColor CDM-T Elite 35W/930 G12 1CT	20 mm	4.8 mm	55 mm	57 mm	56 mm	103 mm
MASTERColor CDM-T Elite 70W/930 G12 1CT	20 mm	7.15 mm	55 mm	57 mm	56 mm	103 mm

MasterColor CDM-T T6 Elite

Controls and Dimming

Dimmable	No
----------	----

Operating and Electrical

Voltage (Max)	90 V
Voltage (Nom)	85 V
Re-ignition Time (Min) (Max)	15 min

General Information

Cap-Base	G12
Life To 10% Failures (Nom)	14000 h
Life To 20% Failures (Nom)	16000 h
Life To 50% Failures (Nom)	20000 h
Life To 5% Failures (Nom)	12000 h
Operating Position	Universal

Luminaire Design Requirements

Bulb Temperature (Max)	500 °C
------------------------	--------

Light Technical

Chromaticity Coordinate X (Nom)	0.435
Color Code	930
Color Designation	Warm White (WW)
Correlated Color Temperature (Nom)	3000 K
Color Rendering Index (Min)	87
Color Rendering Index (Nom)	90
Lumen Maintenance 10000 h (Nom)	83 %
Lumen Maintenance 4000 h (Nom)	90 %
Lumen Maintenance 5000 h (Nom)	88 %

Mechanical and Housing

Bulb Finish	Clear
Bulb Shape	T6

Approval and Application

Order Code	Full Product Name	Energy Consumption kWh/	Mercury (Hg)
		1000 h	Content (Nom)
409144	MASTERColor CDM-T Elite 35W/930 G12 1CT	43 kWh	4.7 mg
409151	MASTERColor CDM-T Elite 70W/930 G12 1CT	80 kWh	6.6 mg

Operating and Electrical

Order Code	Full Product Name	Lamp Current (EM) (Nom)	Voltage (Min)	Power (Rated) (Nom)
409144	MASTERColor CDM-T Elite 35W/930 G12 1CT	0.500 A	80 V	39.1 W

Order Code	Full Product Name	Lamp Current (EM) (Nom)	Voltage (Min)	Power (Rated) (Nom)
409151	MASTERColor CDM-T Elite 70W/930 G12 1CT	1 A	79 V	73.2 W

Light Technical (1/2)

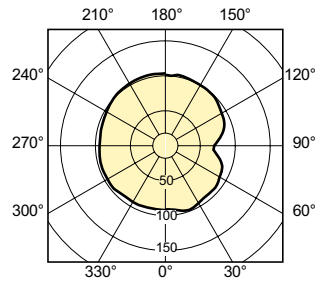
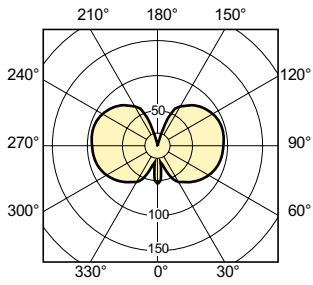
Order Code	Full Product Name	Chromaticity Coordinate Y (Nom)	Lumen		
			Lumen Maintenance 1000 h (Nom)	Lumen Maintenance 12000 h (Nom)	Lumen Maintenance 2000 h (Nom)
409144	MASTERColor CDM-T Elite 35W/930 G12 1CT	0.395	95 %	80 %	93 %
409151	MASTERColor CDM-T Elite	0.396	97 %	82 %	95 %

Order Code	Full Product Name	Chromaticity Coordinate Y (Nom)	Lumen		
			Lumen Maintenance 1000 h (Nom)	Lumen Maintenance 12000 h (Nom)	Lumen Maintenance 2000 h (Nom)
	70W/930 G12 1CT				

MasterColor CDM-T T6 Elite

Light Technical (2/2)

Order Code	Full Product Name	Luminous Efficacy (rated) (Nom)	Luminous Flux (Rated) (Nom)
409144	MASTERColor CDM-T Elite 35W/930 G12 1CT	98 lm/W	4050 lm
409151	MASTERColor CDM-T Elite 70W/930 G12 1CT	103 lm/W	7800 lm



MasterColor CDM-T T6 Elite

